



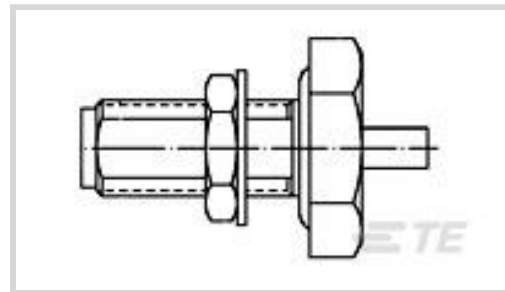
AMP SSMA

TE Internal #: 1311708-1

RF Connectors, SSMA RF Interface, Jack, 50 Ω, .047 Semi-Rigid, Threaded, 38 GHz Operating Frequency, 1 Position, Sealable, Wire & Cable, AMP SSMA

[View on TE.com >](#)

Connectors > RF Coax Connectors > RF Connectors



RF Interface: **SSMA**

RF Connector Style: **Jack**

RF Connector Mated Outer Diameter (Approximate): **7.24 mm [ .285 in ]**

Impedance: **50 Ω**

Compatible With RF Cable Type: **.047 Semi-Rigid**

**Features**

**Product Type Features**

Connector Product Type	Connector Assembly
Connector Seal Type	O-Ring Panel
RF Interface	SSMA
RF Connector Style	Jack
Compatible With RF Cable Type	.047 Semi-Rigid
Sealable	Yes
Connector & Contact Terminates To	Wire & Cable

**Configuration Features**

Number of Positions	1
Number of Coaxial Contacts	1

**Electrical Characteristics**

Impedance	50 Ω
-----------	------

**Body Features**

Cable Connector Orientation	Straight
Body Material	Stainless Steel
Body Material Finish	Plated
Body Plating Material	Gold

**Contact Features**



RF Connector Center Contact Underplating Material	Copper, Nickel
---	----------------

RF Connector Center Contact Plating Material	Gold
--	------

RF Connector Center Contact Material	Beryllium Copper
--------------------------------------	------------------

### Termination Features

Termination Method to Wire & Cable	Solder
------------------------------------	--------

### Mechanical Attachment

RF Connector Coupling Mechanism	Threaded
---------------------------------	----------

Connector Mounting Type	Panel Mount
-------------------------	-------------

RF Contact Captivation Method	None
-------------------------------	------

### Dimensions

RF Connector Mated Outer Diameter (Approximate)	7.24 mm [.285 in]
---	-------------------

### Usage Conditions

Operating Temperature Range	-65 – 165 °C [-85 – 329 °F]
-----------------------------	-----------------------------

### Operation/Application

Operating Frequency	38 GHz
---------------------	--------

### Packaging Features

Packaging Method	Package
------------------	---------

### Other

Dielectric Material	PTFE
---------------------	------

## Product Compliance

[For compliance documentation, visit the product page on TE.com>](#)

EU RoHS Directive 2011/65/EU	Compliant with Exemptions
------------------------------	---------------------------

EU ELV Directive 2000/53/EC	Not Yet Reviewed
-----------------------------	------------------

China RoHS 2 Directive MIIT Order No 32, 2016	Restricted Materials Above Threshold
---	--------------------------------------

EU REACH Regulation (EC) No. 1907/2006	Current ECHA Candidate List: JUNE 2022 (224) Candidate List Declared Against: JAN 2019 (197) SVHC > Threshold: Not Yet Reviewed
--	--

Halogen Content	Not Yet Reviewed for halogen content
-----------------	--------------------------------------

Solder Process Capability	Hand solderable with lead free solder
---------------------------	---------------------------------------

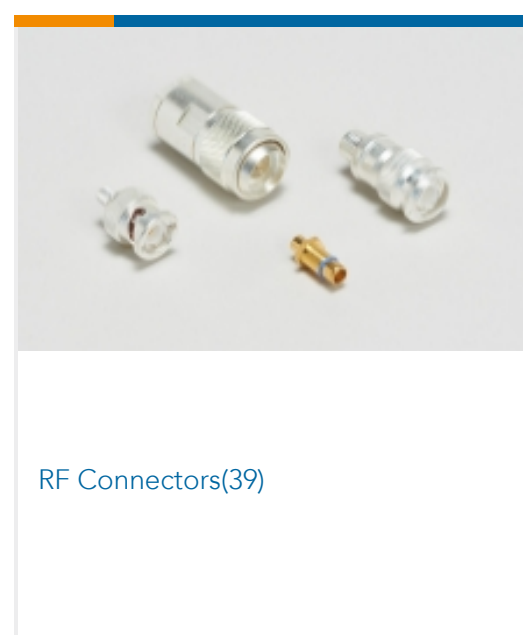

## Product Compliance Disclaimer

This information is provided based on reasonable inquiry of our suppliers and represents our current actual knowledge based on the information they provided. This information is subject to change. The part numbers that TE has identified as EU RoHS compliant have a maximum concentration of 0.1% by weight in homogenous materials for lead, hexavalent chromium, mercury, PBB, PBDE, DBP, BBP, DEHP, DIBP, and 0.01% for cadmium, or qualify for an exemption to these limits as defined in the Annexes of Directive 2011/65/EU (RoHS2). Finished electrical and electronic equipment products will be CE marked as required by Directive 2011/65/EU. Components may not be CE marked. Additionally, the part numbers that TE has identified as EU ELV compliant have a maximum concentration of 0.1% by weight in homogenous materials for lead, hexavalent chromium, and mercury, and 0.01% for cadmium, or qualify for an exemption to these limits as defined in the Annexes of Directive 2000/53/EC (ELV). Regarding the REACH Regulations, TE's information on SVHC in articles for this part number is still based on the European Chemical Agency (ECHA) 'Guidance on requirements for substances in articles' (Version: 2, April 2011), applying the 0.1% weight on weight concentration threshold at the finished product level. TE is aware of the European Court of Justice ruling of September 10th, 2015 also known as O5A (Once An Article Always An Article) stating that, in case of 'complex object', the threshold for a SVHC must be applied to both the product as a whole and simultaneously to each of the articles forming part of its composition. TE has evaluated this ruling based on the new ECHA "Guidance on requirements for substances in articles" (June 2017, version 4.0) and will be updating its statements accordingly.

## Compatible Parts



## Also in the Series | AMP SSMA



## Documents

## Product Drawings

1004 7947 00

English

## CAD Files

3D PDF

3D

## Customer View Model

ENG\_CVM\_CVM\_1311708-1\_B.2d\_dxf.zip



English

**Customer View Model**

[ENG\\_CVM\\_CVM\\_1311708-1\\_B.3d\\_igs.zip](#)

English

**Customer View Model**

[ENG\\_CVM\\_CVM\\_1311708-1\\_B.3d\\_stp.zip](#)

English

By downloading the CAD file I accept and agree to the [Terms and Conditions](#) of use.

---

## Datasheets & Catalog Pages

[Products for Aerospace and Defense](#)

English

---

## Instruction Sheets

[Instruction Sheet \(U.S.\)](#)

English

[OSSM Bulkhead Feedthrough Cable Jack Direct Solder Attachment 1311708-1](#)

English